

MACRO/MICROECONOMICS IN OREGON

OREGON INSTITUTE OF TECHNOLOGY
NOVEMBER 4TH, 2024

MY CAREER

The Path that led me here Today

WORK, STUDY, AND INTERESTS: A WEAVING TOGETHER

Education



Southern Oregon University

Bachelor's of Science, Economics

Sep 2017 - Jun 2020

- Capstone: The Returns to U.S. Manufacturing Innovation during Deindustrialization
- Outstanding Graduating Senior in Economics Award...

🔒 Relationship Building, Interpersonal Skills and +22 skills



Portland State University

Philosophy and Spanish

Sep 2007 - Jun 2009

🔒 Relationship Building, Interpersonal Skills and +21 skills

Volunteering



Teaching Aide

Fundacion Reina de Quito

Feb 2006 - Jun 2006 · 5 mos

Social Services

18+ Community Service Program with the American Field Service

Facilitated education and treatment for children with Down Syndrome 6 months - 7 years old

Diverse educational background and personal interests:

- Volunteered in Quito, Ecuador after high school
- Studied Philosophy and Spanish at Portland State University's Honors College
- Eight year hiatus in the outdoor industry before finishing undergraduate studies
- Attained degree in Economics with a Finance certificate from Southern Oregon University
- In my spare time I enjoy listening to podcasts and reading about business, technology, organizational psychology and world events
- Father worked as an analyst at the Federal Reserve's San Francisco branch

Licenses & certifications



Excel and ChatGPT: Data Analysis Power Tips

LinkedIn

Issued Oct 2024

Show credential

Microsoft Excel, ChatGPT and +2 skills



Basic LMI Analyst Training

LMI Institute

Issued Sep 2024

Data Analysis, Workforce Analytics and +3 skills



Jeff-McAllister-Introduction-to-Labor-Market-Information-Basic-Analyst-Training-Certificate-LMI-Institute.pdf

+

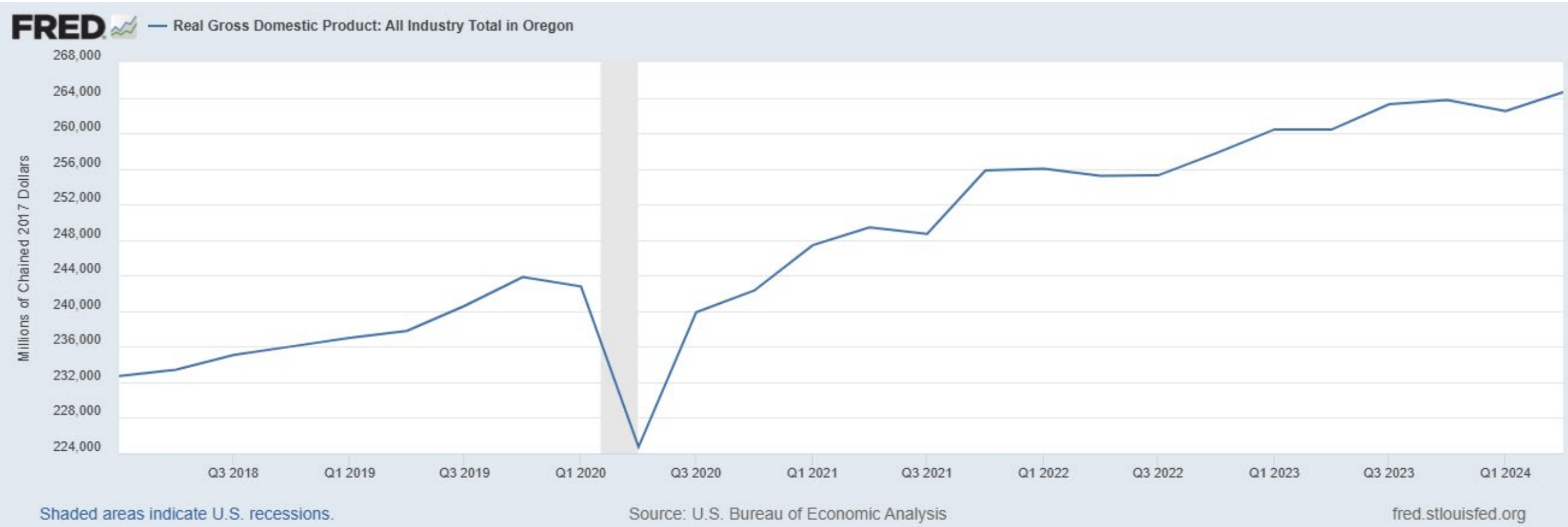
Tips for presenting yourself and networking:

- Demonstrate to employers and your community that you have curiosity and drive
- Employers are placing more emphasis on soft skills than hard skills e.g. technical proficiency vs communication
- Storytelling is a skill that will never go out of style and can be applied to any industry or occupation
- Social media is your pre-interview interview
- Get comfortable with being uncomfortable

MACROECONOMIC OVERVIEW

GDP, Business Cycles, Unemployment & Inflation

GROSS DOMESTIC PRODUCT



GROSS DOMESTIC PRODUCT



GROSS DOMESTIC PRODUCT

Employment and Wages

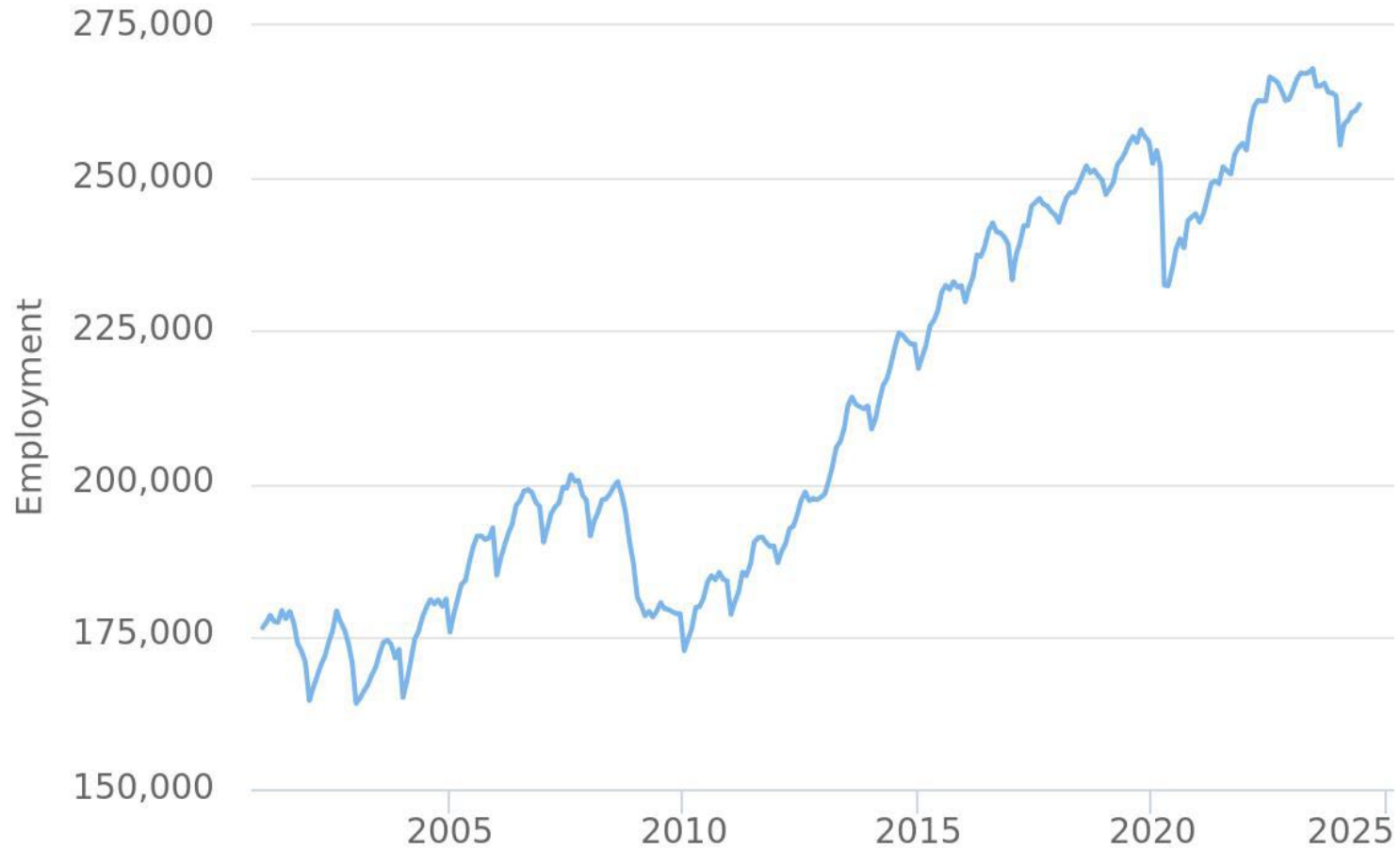


Covered Employment and Wages (QCEW) Oregon, 2nd Quarter 2024



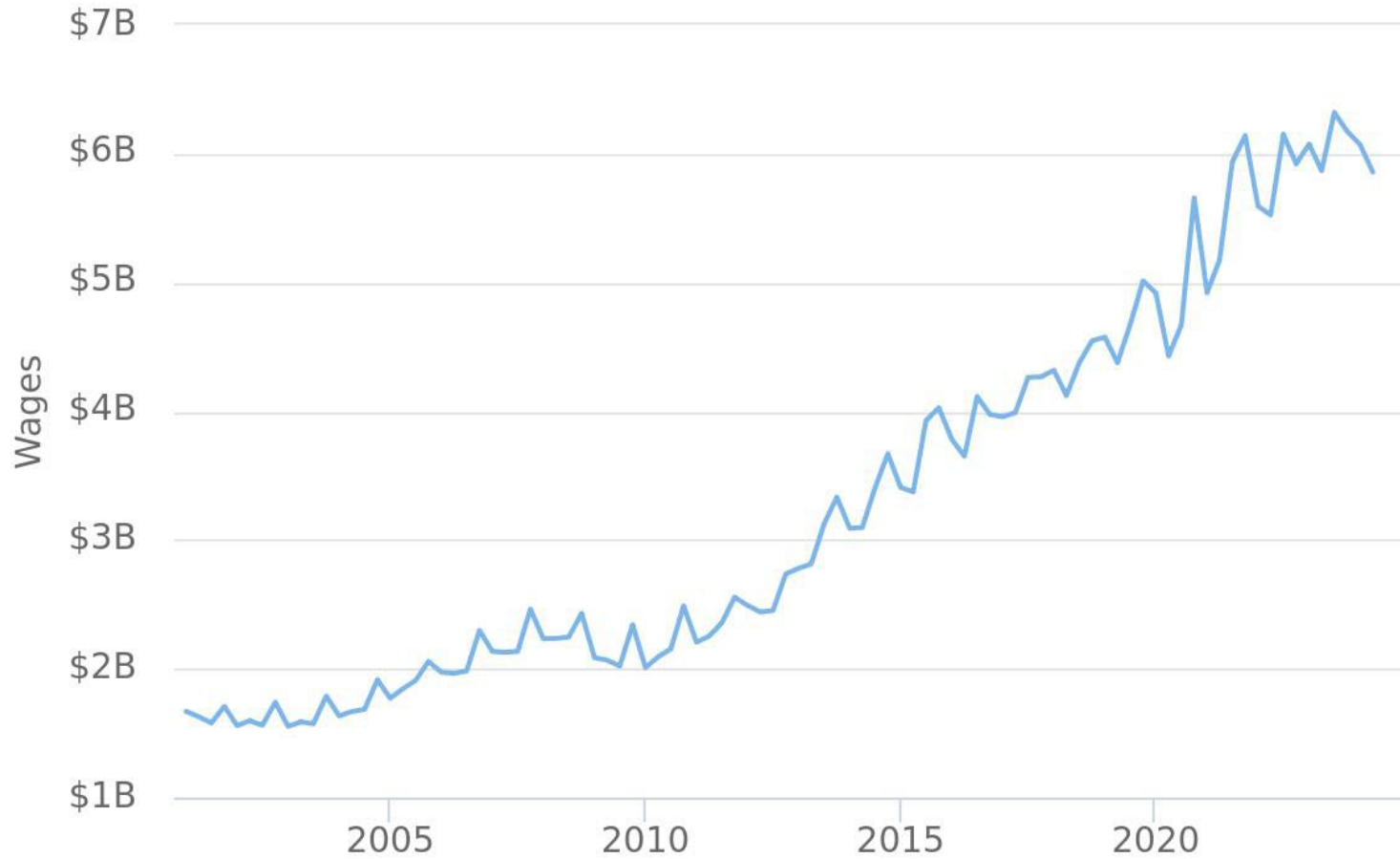
Industry Expand All	NAICS	Ownership	Units	Employment	Wages	Quarterly Avg. Wage
- Total All Ownerships	All	All	196,124	2,005,800	\$34,879,954,353	\$17,390
- Total Private Coverage	All	Private	189,983	1,704,858	\$28,791,173,193	\$16,888
+ Natural Resources and Mining	11, 21	Private	5,240	53,809	\$621,697,657	\$11,554
+ Construction	23	Private	18,495	116,172	\$2,322,820,213	\$19,995
+ Manufacturing	31-33	Private	7,406	187,125	\$3,977,627,740	\$21,257
+ Trade, Transportation and Utilities	22, 42, 44-45, 48-49	Private	28,653	354,789	\$5,191,558,109	\$14,633
+ Information	51	Private	7,659	35,923	\$1,282,939,483	\$35,714
+ Financial Activities	52-53	Private	15,502	81,750	\$1,749,087,205	\$21,396
+ Professional and Business Services	54-56	Private	38,510	261,321	\$5,856,492,264	\$22,411
+ Education and Health Services	61-62	Private	27,056	331,157	\$5,223,715,348	\$15,774
+ Leisure and Hospitality	71-72	Private	15,781	209,233	\$1,573,485,361	\$7,520
+ Other Services	81	Private	16,828	69,112	\$899,814,476	\$13,020
+ Unclassified	99	Private	8,853	4,466	\$91,935,337	\$20,586
- Total All Government	All	All Govt.	6,141	300,942	\$6,088,781,160	\$20,232
+ Total Federal Government	All	Federal Govt.	860	29,659	\$702,438,153	\$23,684
+ Total State Government	All	State Govt.	1,539	47,113	\$1,007,233,669	\$21,379
+ Total Local Government	All	Local Govt.	3,742	224,170	\$4,379,109,338	\$19,535

Professional and Business Services, Private



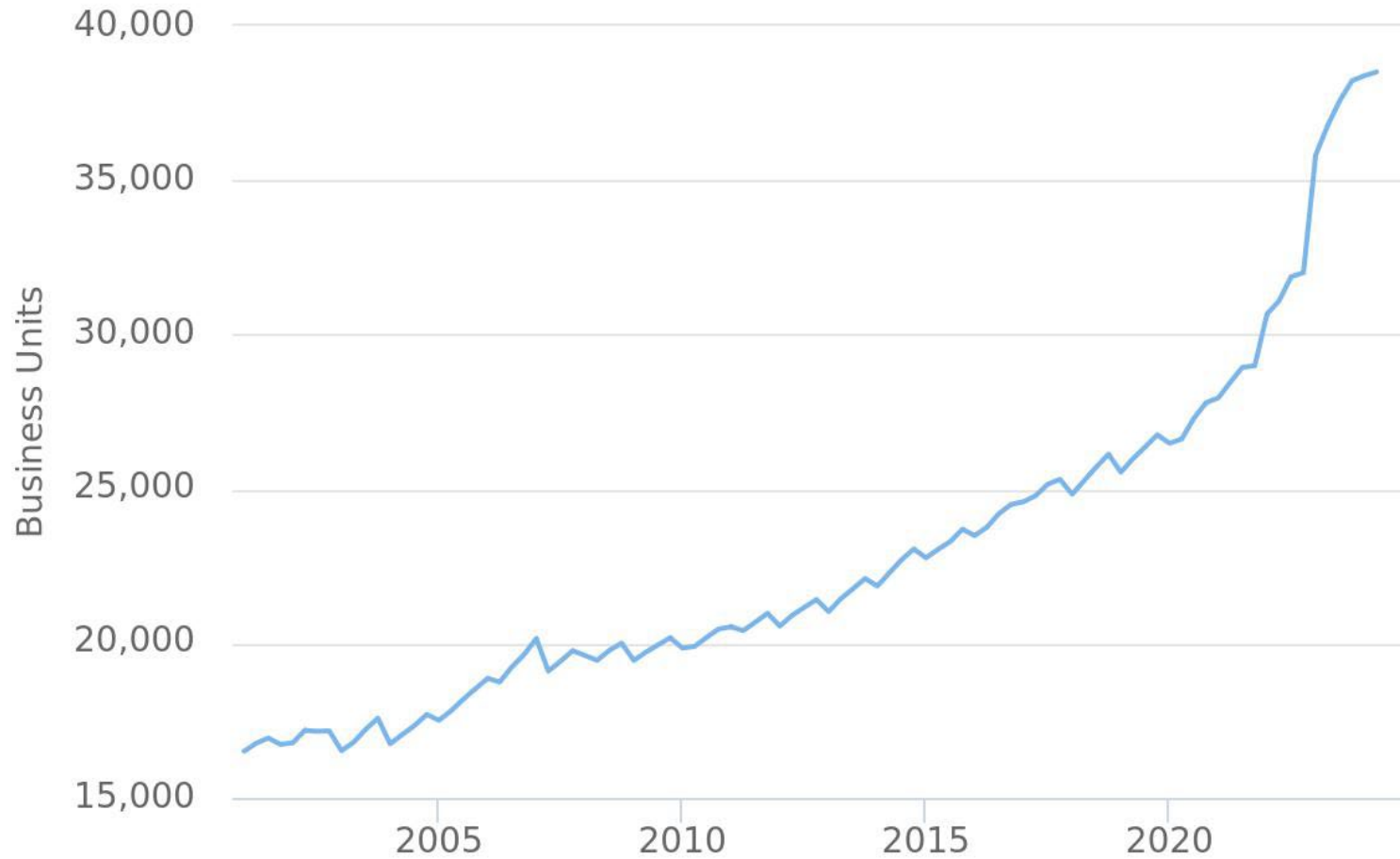
Source: Oregon Employment Department Qualityinfo.org

Professional and Business Services, Private



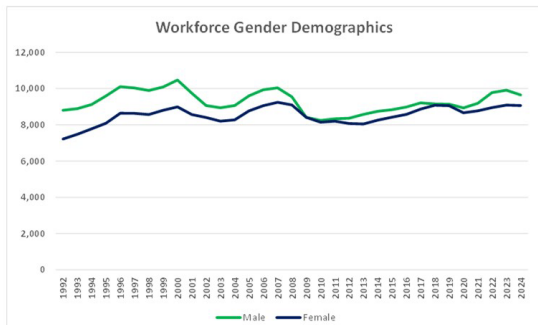
Source: Oregon Employment Department Qualityinfo.org

Professional and Business Services, Private



Source: Oregon Employment Department Qualityinfo.org

Special Topic: Workforce Gender Demographics



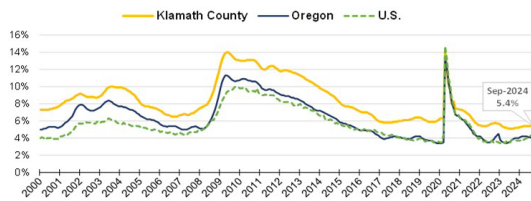
Gender demographics are available from the U.S. Census QVI Explorer for Klamath County beginning in 1992. Female representation in the workforce has ranged from a low of 45% to a high of 50% depending on the year. In 2009 women represented approximately 50% of the workforce, a record high.

Male representation in the workforce was the highest proportionally in 1992 with 55%. Representation was nearly equal 2009-2011 and 2018-2019 with a difference of less than 1%. As of 2024 the male population accounts for 51.6% of the workforce.

Source: Oregon Employment Department and U.S. Census Quarterly Workforce Indicators

Unemployment Rate at 5.4%

- Unemployment rate in September 2023 was 5.1%
- Seasonally adjusted unemployment rate has been stable since March 2024



Source: Oregon Employment Department, LAUS

Industry Employment Change: Sep 2023 to Sep 2024

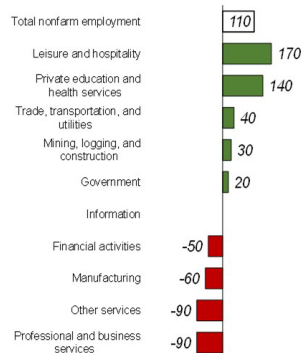
Klamath County added 110 jobs over the year.

- Employment up 0.5% in the past year
- [Detailed September Employment Press Release](#)

Jeff McAllister — Workforce Analyst for Southern Oregon
Jeff.S.McAllister@employ.oregon.gov
(541) 414 - 5325

QualityInfo.org: Your source for the latest economic data, highlights, and analysis.

Discover everything related to South Central Oregon and Klamath County's labor market: [South Central Oregon](#)



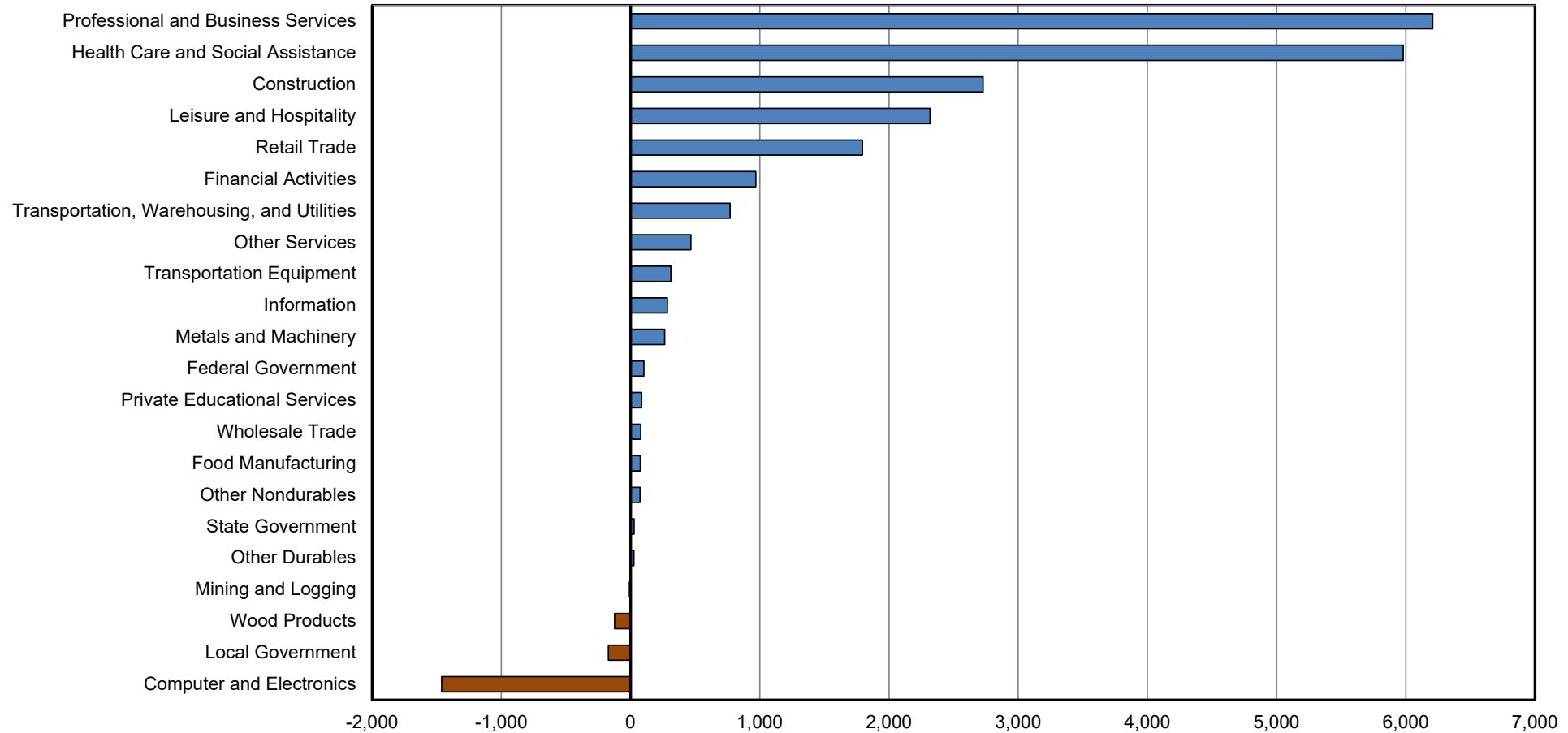
Source: Oregon Employment Department, CES

The Research Division tracks key labor market indicators such as:

- Unemployment rate
- Total employed/unemployed workers
- Job growth/loss in specific industries
- Total job growth/loss
- Job vacancies
- Projected industry and occupation growth

OEA EXPECTS OREGON TO GAIN ABOUT 20,800 JOBS IN THE NEXT 12 MONTHS.

Expected Job Changes by Industry Sector Over The Year (3Q2024 - 3Q2025)



Source: Oregon Employment Department analysis using Oregon Office of Economic Analysis Forecast, September 2024

Oregon's Labor Force: What Slower Population Growth and Increasing Retirements Mean for the Workforce



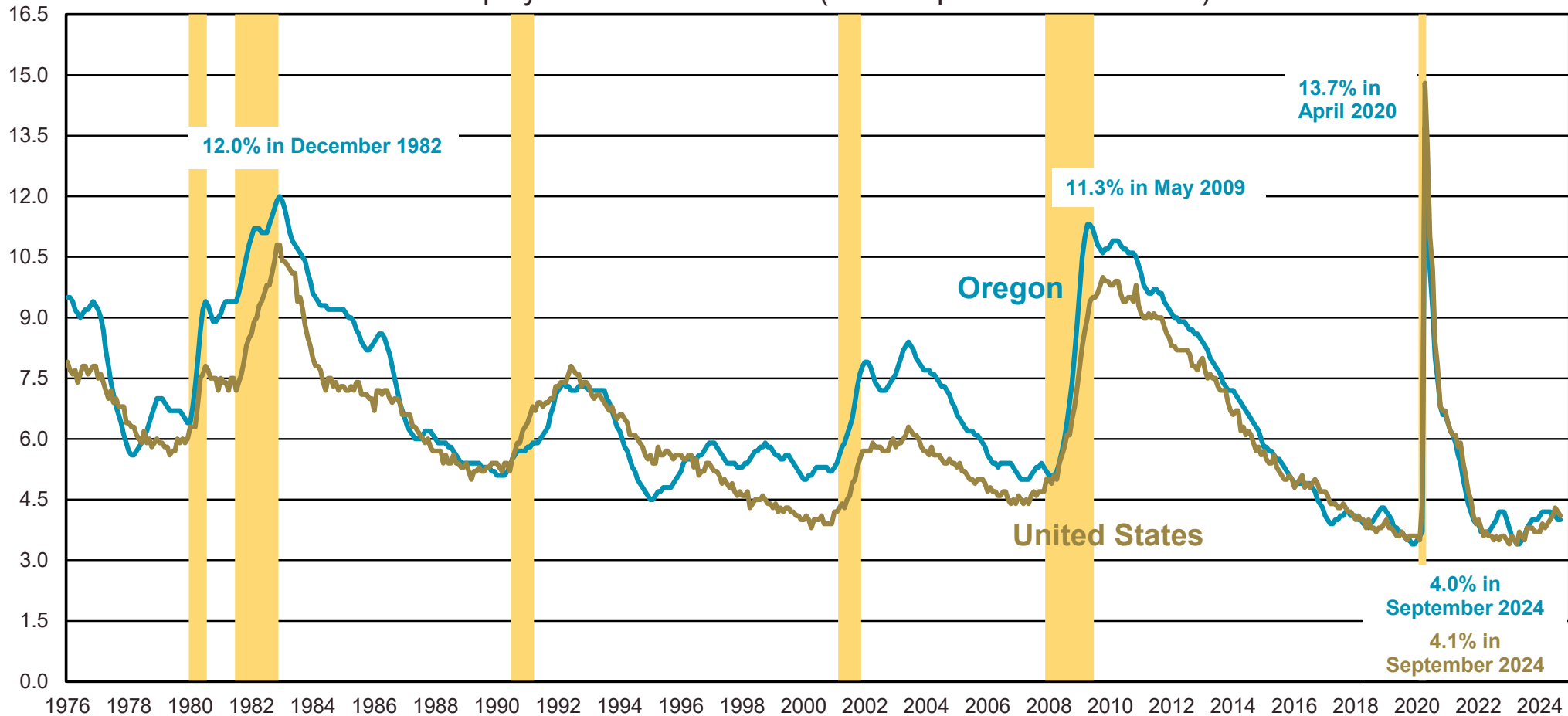
UNEMPLOYMENT & INFLATION



OREGON'S UNEMPLOYMENT RATE WAS 4.0% IN SEPTEMBER.

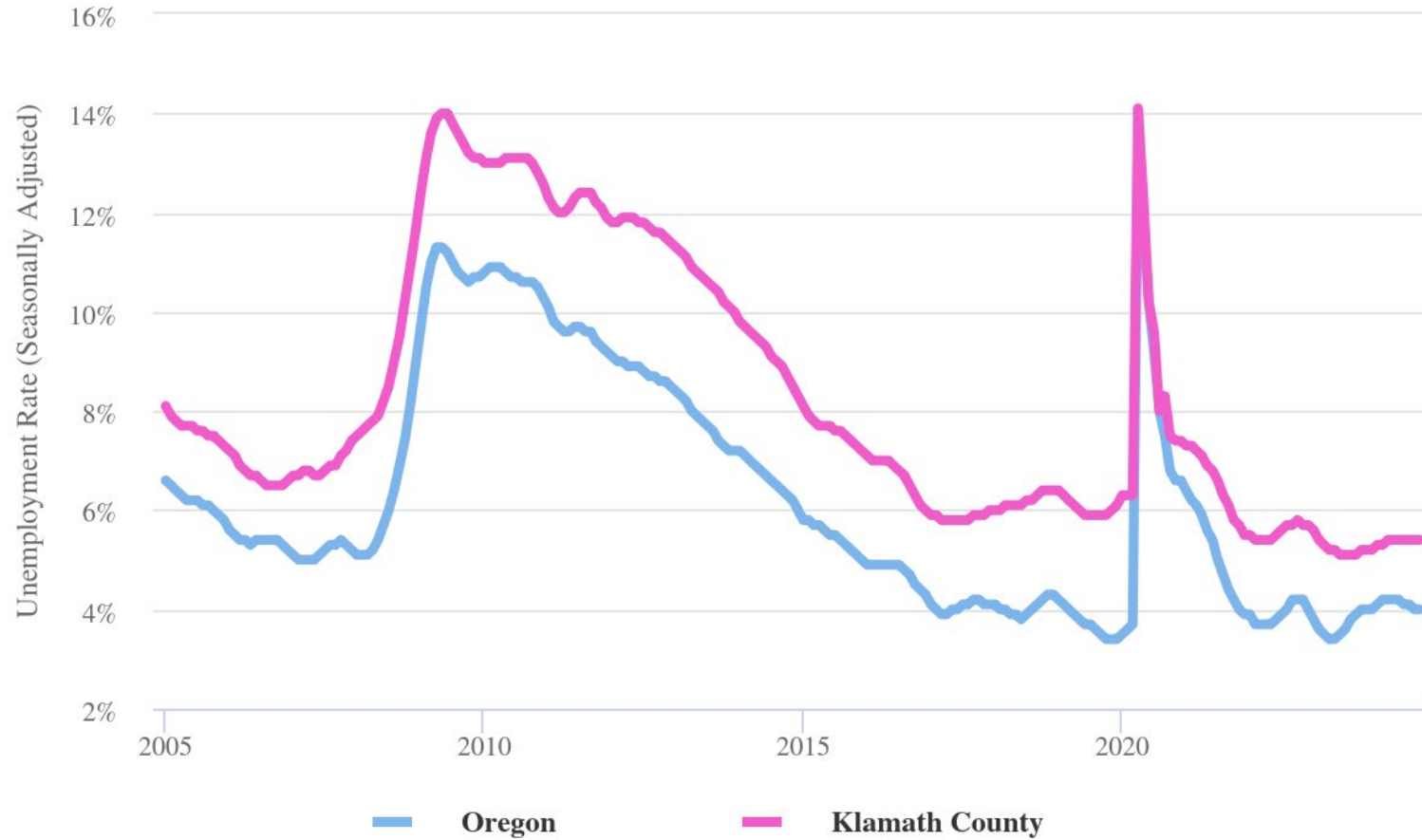
Oregon's Unemployment Rate Was 4.0% in September 2024

Unemployed % of Labor Force (Bars Represent Recessions)



Source: Oregon Employment Department and National Bureau of Economic Research

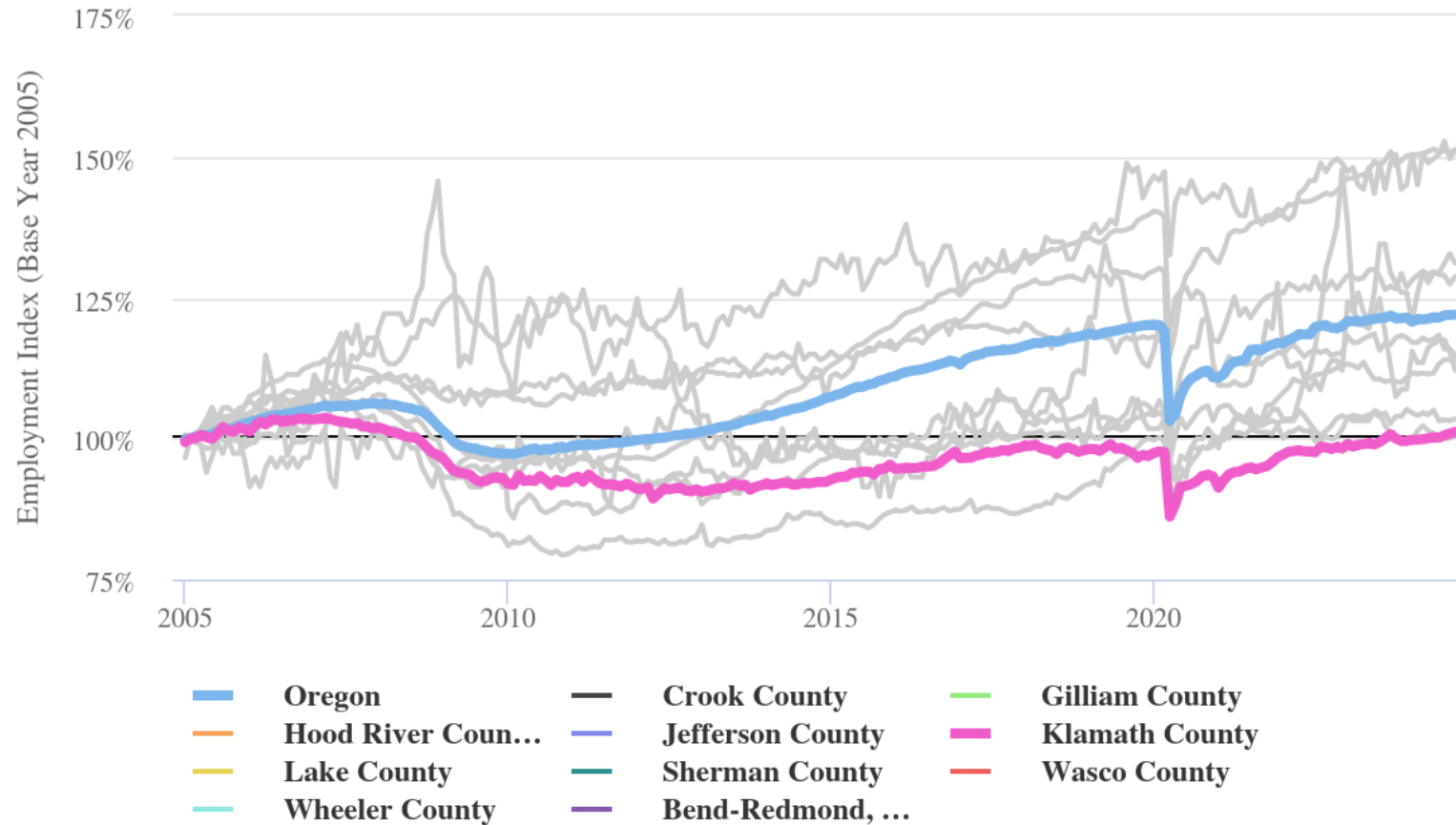
Unemployment Rate



Source: Oregon Employment Department Qualityinfo.org

Total Nonfarm Employment (Seasonally Adjusted)

Indexed to Show Job Growth Over Time, Base Year 2005



Source: Oregon Employment Department Qualityinfo.org

MICROECONOMIC EXERCISE

Occupations, Wages, QualityInfo Walkthrough

JEFF MCALLISTER, WORKFORCE ANALYST
JEFF.S.MCALLISTER@EMPLOY.OREGON.GOV

SIGN UP FOR THE LATEST WORKFORCE AND ECONOMIC RESEARCH
WWW.QUALITYINFO.ORG/SUBSCRIBE

FOLLOW US ON TWITTER [@OED_RESEARCH](#) AND LINKEDIN

SCAN ME

